

س ۴: بوجھو تو جائیں:

(۱) لوہے کا کام کرنے والا؟

(۲) کھانا پکانے والا؟

(۳) لکڑی کا کام کرنے والا؟

(۴) مریضوں کا علاج کرنے والا؟

(۵) پودوں کی دیکھ بھال کرنے والا؟

س ۵: نیچے دیئے گئے الفاظ میں سے اسم تلاش کریں اور ان پر دائرہ بھی بنائیے:

پلی	سونا	باور	گھڑی	آصف	اترنا	طارق	چکھنا
صفائی کرنا	شیر	اٹھانا	کرسی	چڑھنا	دوڑنا	دیکھنا	کراچی
			میز	باتیں کرنا	اسلم		

س ۶: حروف جوڑ کر لفظ بنائیے:

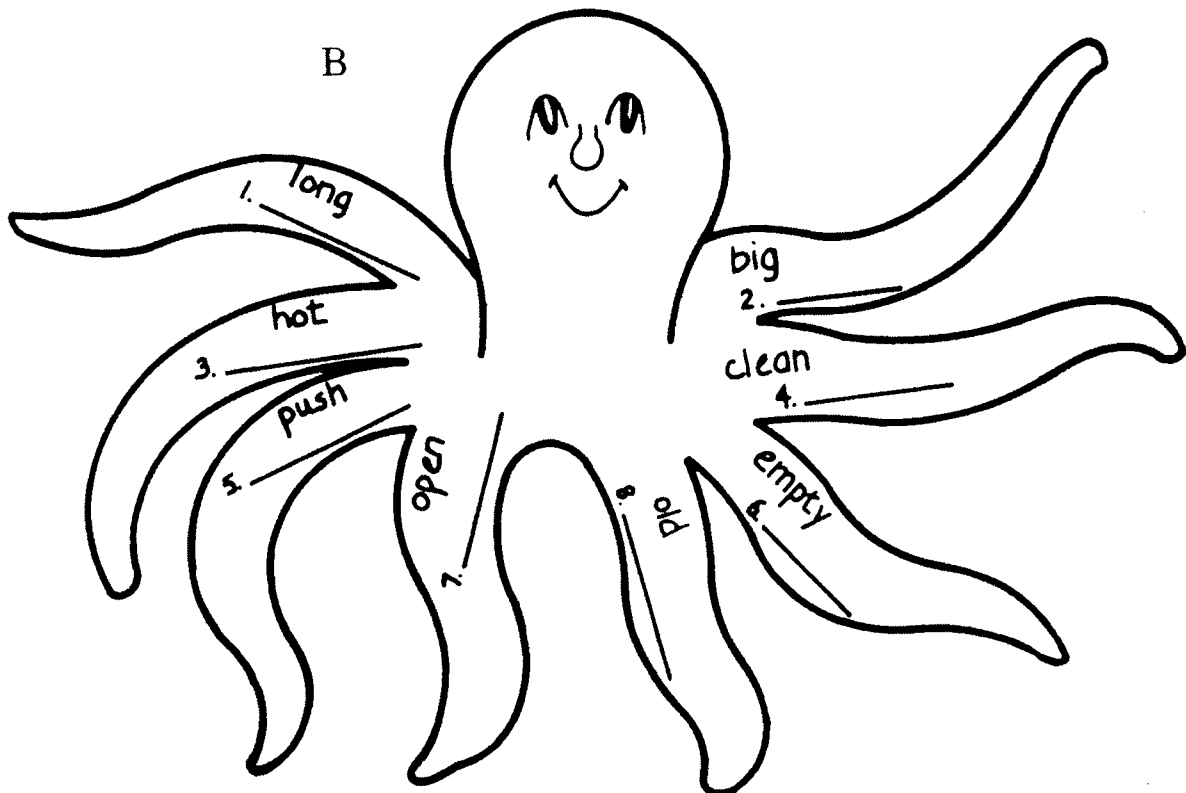
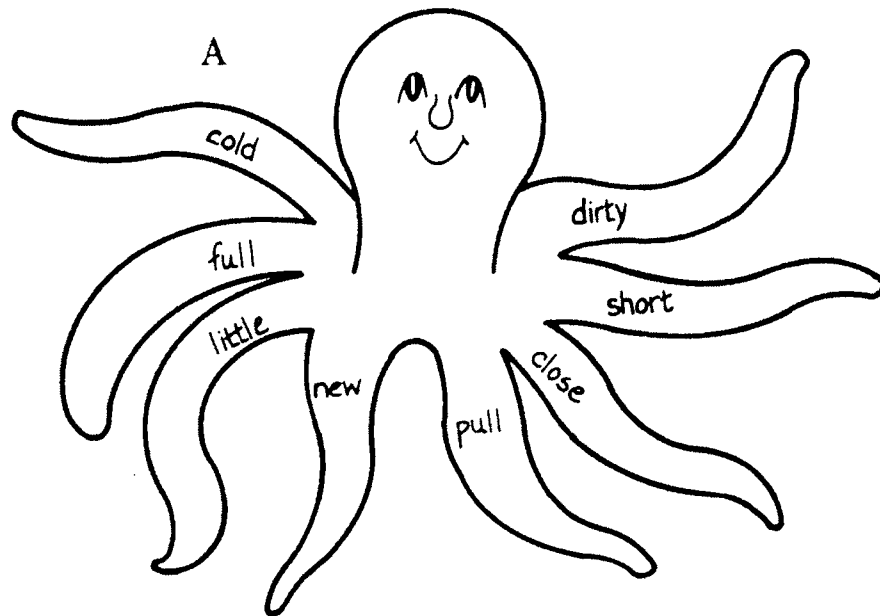
-----=	ہ + ا + تھ + ی
-----=	ش + ے + ر
-----=	گ + ا + ء + ے
-----=	ل + ٹ + ک + ا
-----=	ک + ت + ا + ب
-----=	ل + ٹ + ک + ی
-----=	پ + ا + ن + ی
-----=	د + ے + و + ا + ر
-----=	س + ٹ + ک
-----=	د + و + س + ت

س ۷: الفاظ کو درست جوڑی دار الفاظ کے ساتھ ملائیے:

سورج	مل
سہنا	چھیننا
برا	پڑھنا
دسکھ	کھیل
جھگڑنا	کام
کاج	لڑنا
کود	دکھ
لکھنا	اچھا
جھپٹنا	رہنا
جل	چاند

Octopus Opposites

Directions: Each octopus has words on its arms. Choose words from Octopus A that are opposites of the words on Octopus B. Then write the correct word in each blank.



Synonym Eggs

Make pairs of synonym eggs. Write a synonym from the Word Box on each empty egg.

beautiful

angry

injure

small

happy

friend

noisy

silent

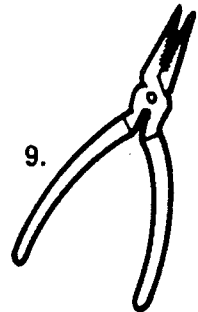
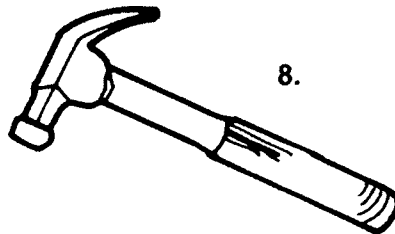






dangerous

difficult

WORD BOX			
cheerful	hard	quiet	mad
pal	pretty	loud	tiny
			unsafe

Which Store?


Directions: Draw a line from each object to the store where it belongs.
The first one has been done for you.





Name That Animal


Write the animal name on the line under the cage.




















ANIMAL WORD BOX

bear
elephant



tiger
lion

monkey
hippopotamus

giraffe
camel

Winter or Summer?


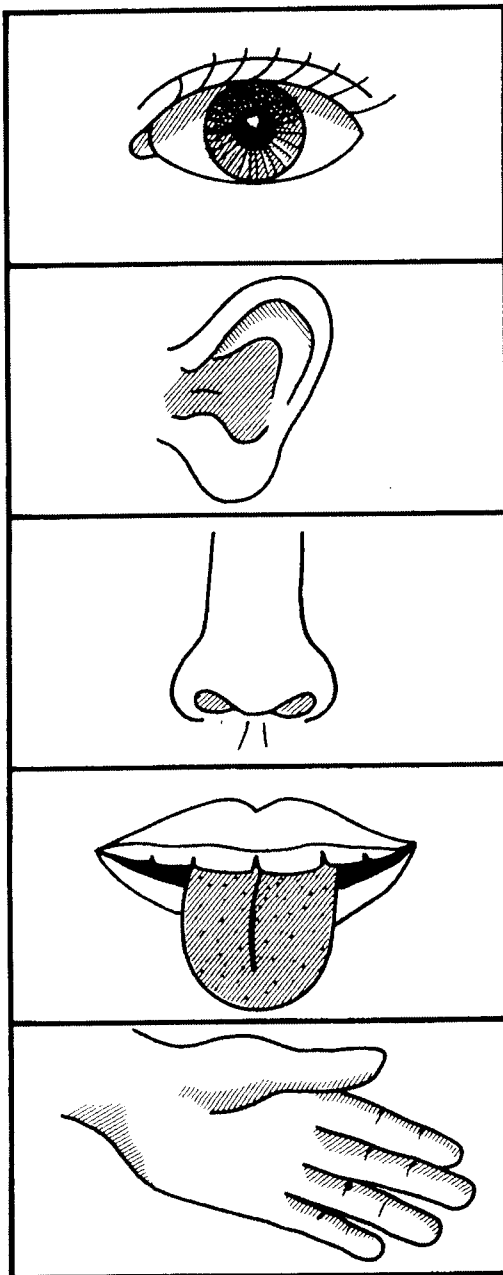
Look at the pictures at the bottom of this page. Then cut out each one and glue each picture in the correct box below.

 WINTER THINGS	 SUMMER THINGS



Body Parts

Look at the pictures on the left and tell the body part shown. Then match each body part with the picture on the right of something it can do.



Now draw something on the back of this sheet that you can SEE, HEAR, SMELL, TASTE, or TOUCH right now!



Name _____

Subtract All and Subtract Zero

Finish each number sentence
to find the difference.






10

1. There are 6  in the .
All fly away.



How many are left?

$$6 - \underline{\quad} = \underline{\quad}$$

2. There are 8  on a .
No  hop away.




How many are left?

$$8 - \underline{\quad} = \underline{\quad}$$

3. There are 5  at the .
All run off.

How many are left?

$$5 - \underline{\quad} = \underline{\quad}$$

4. There are 7  in the  for . None are eaten.



How many are left?

$$7 - \underline{\quad} = \underline{\quad}$$

5. There are 9  and 9 .
Not one  eats an .

How many are left?

$$9 - \underline{\quad} = \underline{\quad}$$

6. There are 4  in the .
Bob, Ed, Ana, and Lea each
go for a ride.

How many are left?

$$4 - \underline{\quad} = \underline{\quad}$$

Notes for Home Your child subtracted all and 0 from numbers. *Home Activity:* Have your child use small objects to model each subtraction.

Name _____



Problem Solving
2-10


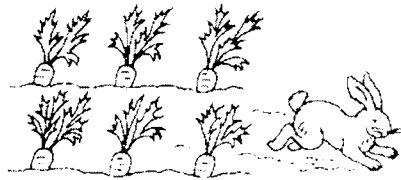
Find Missing Parts Through 10

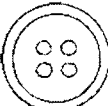

Read.



Look.



Circle your answers.



8  in all.  How many are missing?
2 3 4

10  in all.  How many are missing?
6 3 4

9  in all.  How many are missing?
3 2 1

9  in all.  How many are missing?
8 5 7

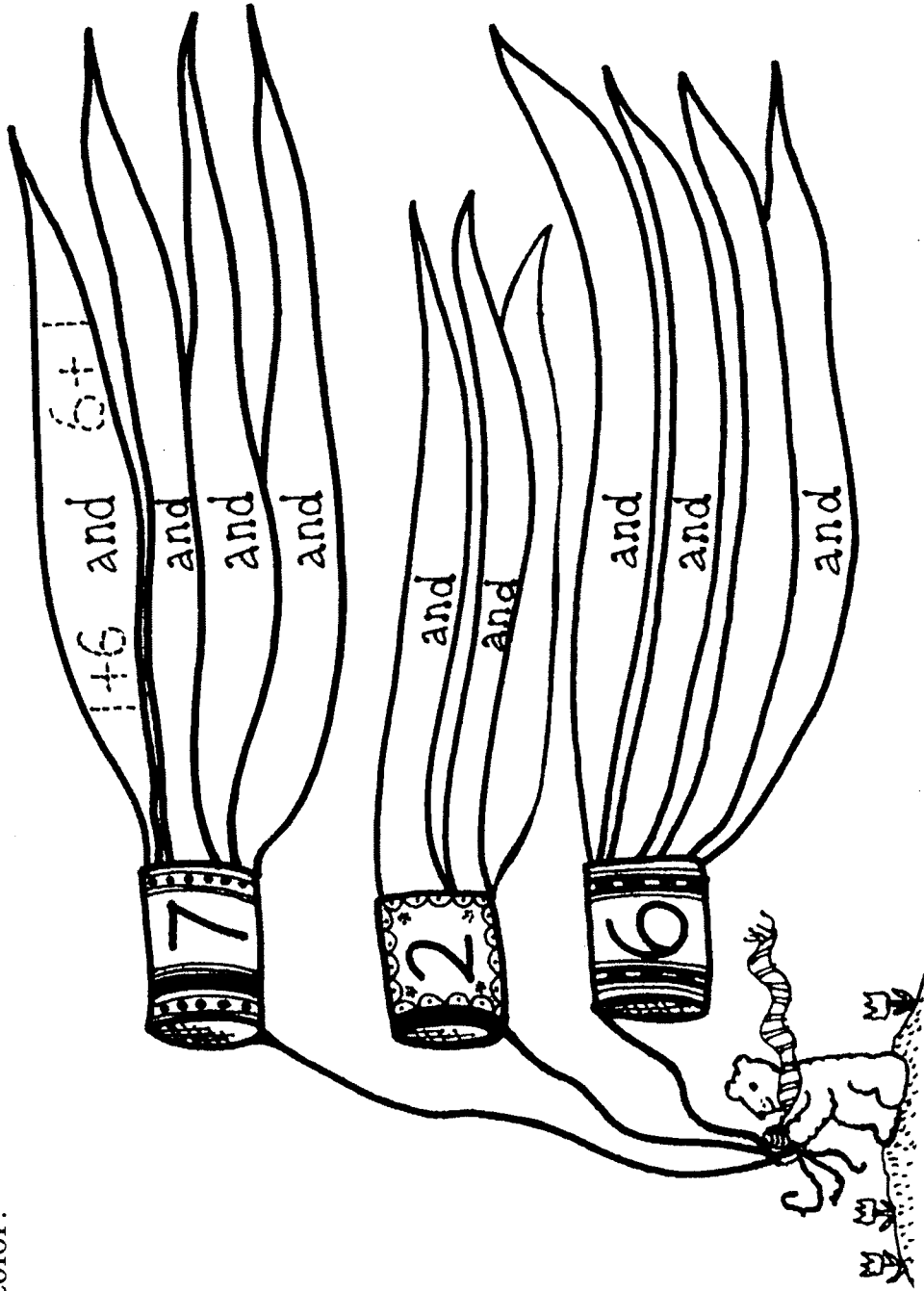
8  in all.  How many are missing?
6 7 8

10  in all.  How many are missing?
5 7 4

Notes for Home Your child determined how many objects are missing to solve problems. *Home Activity:* Ask your child to explain his or her answers.

Wind-Sock Math

Each windsock below has a BIG numeral. On the streamers of each windsock, write the addition combinations that have that sum. Then color each streamer a bright color!





Name _____ Date _____

Germs

What little living things can make you cough and sneeze and stay in bed for days?
Germs!

Germs are so small that you need a microscope to see them. They are found all over the world. They spread when someone sneezes or coughs. Then, they enter our body and make us sick.

Germs produce a toxin. This is like a poison. Some germs cause a fever. Others cause us to be tired. Some cause a rash.

You can protect yourself from germs by washing your hands a lot. Cover your mouth when you cough. Sneeze into the crook of your arm or use a tissue. Then, wash your hands again!



STORY QUESTIONS

- Which sentence is **true**?
 - You can see germs on your arm.
 - Germs are found only in America.
 - You need a microscope to see germs.
 - All germs keep us healthy.
- Some germs are spread by . . .

a. words.	c. microscopes.
b. coughs.	d. washing your hands.
- In this story, the word *toxin* means . . .

a. coughing.	c. tissue.
b. sneezing.	d. poison.
- What should you do after you sneeze?

a. Wash your hands.	c. Get a microscope.
b. Go to sleep.	d. Look for germs.

ہوم ورک کیلئے ہدایات:

محترم والدین

السلام علیکم

☆ حکومت سندھ کے اعلان کے پیش نظر قلمی ادارے ۲۰۲۰ء کی ۱۲ ویں تک بند ہیں گے۔

☆ مرحلہ جیو راکٹری کی انتظامیہ کی جانب سے تعطیلات موسم گرما کیلئے منتخب مضامین کا گھر کا کام دیا جا رہا ہے۔

☆ ان مضامین میں انگریزی، اردو، ریاضی، سائنس اور سوشل اسٹیڈیز شامل ہیں۔

☆ یہ ہوم ورک آپ کے لئے hard copy اور soft copy دونوں صورتوں میں موجود ہیں۔ آپ چاہیں تو گھر بیٹھے download کر کے پرنٹ نکال کر مل کر لیں یا اسکول انتظامیہ سے حاصل

کر لیں۔ (تعطیلات کے لئے 0333-3716716 پر رابطہ کریں)

☆ تمام کام دی گئی ہدایات کے مطابق ہی مکمل کیئے جائیں۔

برائے سکتھری:

☆ دیئے گئے تمام مضامین کا کام Loose pages پر کیا جائے۔

☆ یکم جون ۲۰۲۰ء کو کام حلقہ استاد کو جمع کروا دیا جائے۔

برائے پرائمری:

☆ دیئے گئے تمام مضامین کا کام ایک ایسی کاپی میں کیا جائے جس میں انگریزی، اردو اور ریاضی تمام صفحات موجود ہوں۔ (ایسی کاپیاں بازار سے عام طور پر مل جاتی ہیں)

☆ یکم جون ۲۰۲۰ء کو کام کلاس لمچے کو جمع کروا دیا جائے۔